

Heavy-Duty Industrial Boxes, Totes & Trays

Heavy-Duty Containers

Buckhorn Heavy-Duty Industrial Containers are ideal for a wide range of manufacturing applications such as shipping and storage, organizing workstations for parts picking and assembly operations.

Manufactured from structural foam plastic, these containers hold up to 200 lbs. and are offered in several styles and sizes to meet demanding storage requirements.

Tote Boxes

- Replace steel containers
- Weight Capacity: 150 lbs.

Hopper Boxes

- Great space savers for shelving and workstations
- Available in 2 sizes; stack 4 high when loaded
- An excellent alternative to steel hoppers
- Weight Capacity: 150 lbs.

Divider Boxes

- Create internal compartments with adjustable dividers (optional)
- Available in vented and solid styles; stackable
- Easy conveyor use
- Optional dividers are 0.25" thick
- Weight Capacity: 200 lbs.

Stacking & Nesting Boxes

Save space at workstations

Divider Boxes

Adjustable compartment sizes down to 1"

Did You Know...?

Buckhorn's Industrial Boxes, Totes and Trays are ideal for handling heavy-duty parts at assembly operations.



Heavy-duty Hopper Boxes create efficient workstations for organizing extra heavy, dense component parts.



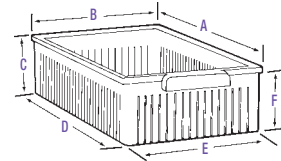
Lightweight, stackable Tote Boxes are ideal for storage or specialty applications.



HT15100622

Model No.	Description	Dimensions					Inside Usable Height H"(F)	Weight lbs	Weight Capacity lbs	Volume Cu.Ft.	Trailer Capacity	
		L"(A)	Outside Top W"(B)	H"(C)	L"(D)	W"(E)					48"	53"
S HT15100622	Vented Tote	15	10	6	12	9	5.5	3.8	150	0.34	3744	4056
	mm/kg/l	381	254	152	305	229	140	1.72	68	—	—	—

Tote Boxes



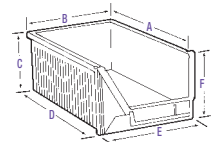
- Stock Color: Black, Dark Blue



HH24110900

Model No.	Description	Dimensions					Inside Usable Height H"(F)	Weight lbs	Weight Capacity lbs	Volume Cu.Ft.	Trailer Capacity	
		L"(A)	Outside Top W"(B)	H"(C)	L"(D)	W"(E)					48"	53"
S HH19110700	Hopper Box	19.25	11	6.75	16.5	9.61	6.25	5.6	150	0.56	3744	4056
	mm/kg/l	489	279	171	419	241	159	2.5	68	—	—	—
S HH24110900	Hopper Box	23.5	11	9	20.5	9.61	8.25	7.8	150	0.93	3744	4056
	mm/kg/l	597	279	229	521	241	210	3.5	68	—	—	—

Hopper Boxes



- Stock Color: Black, Dark Blue



HD23170600



HD23170900

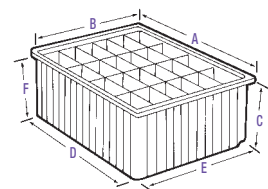


HD23171300

Model No.	Description	Dimensions					Inside Usable Height H"(F)	Weight lbs	Weight Capacity lbs	Volume Cu.Ft.	Trailer Capacity	
		L"(A)	Outside Top W"(B)	H"(C)	L"(D)	W"(E)					48"	53"
S HD23170600	6" H Solid Divider Box	22.75	17.25	5.5	20.25	15.25	4	7.0	200	0.64	1632	1768
	mm/kg/l	578	438	140	514	387	102	3.1	90	—	—	—
S HX16050000	Short Divider	15.5	.25*	4.5	—	—	—	.14	—	—	12,960	14,040
	mm/kg/l	394	6	114	—	—	—	.06	—	—	—	—
S HX21050000	Long Divider	20.5	.25*	4.5	—	—	—	.10	—	—	12,960	14,040
	mm/kg/l	521	6	114	—	—	—	.04	—	—	—	—
S HD23170900	9" H Solid Divider Box	22.75	17.25	8.5	20.25	15.25	7	9.8	200	1.25	960	1040
	mm/kg/l	578	438	216	514	387	178	4.4	90	—	—	—
S HX16080000	Short Divider	15.5	—	7.5	—	—	—	0.8	—	—	12,960	14,040
	mm/kg/l	394	—	191	—	—	—	.36	—	—	—	—
S HX21080000	Long Divider	20.5	—	7.5	—	—	—	1	—	—	12,960	14,040
	mm/kg/l	521	—	191	—	—	—	.45	—	—	—	—
S HD23171300	13" H Solid Divider Box	22.75	17.25	12.5	20.25	15.25	11	11.10	200	1.95	672	728
	mm/kg/l	578	438	318	514	387	279	5.03	90	—	—	—
S HX21120000	Long Divider	20.5	—	11.5	—	—	—	1	—	—	12,960	14,040
	mm/kg/l	521	—	292	—	—	—	.45	—	—	—	—

* Thickness of divider

Divider Boxes



- Stock Color: Black